

Blackboard Learn is CUNY's enterprise Learning Management System (LMS), centrally supported and managed by the Office of Computing and Information Services (CIS), and staff and instructional leaders on the campuses.

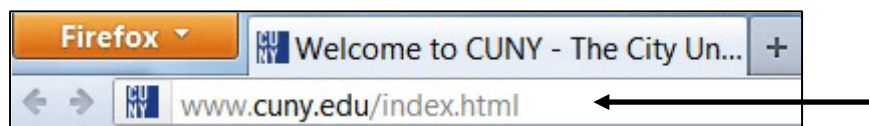
Blackboard is accessed from the www.cuny.edu menu bar and from direct access URLs on campus websites. Access to Blackboard uses your CUNY Login credentials. If you have not claimed your CUNYfirst account on <https://home.cunyfirst.cuny.edu/>, you must do so before accessing Blackboard. Your CUNY Login username is your CUNYfirst username followed by @login.cuny.edu and your CUNYfirst password. For example, if you log into CUNYfirst as george.washington76, your CUNY Login will be george.washington76@login.cuny.edu.

Please note: users from the CUNY Graduate Center and School of Journalism (users without a CUNYfirst EMPL ID) will access Blackboard using their CUNY Portal account in place of CUNYfirst credentials, unless they have a previously established CUNYfirst account.

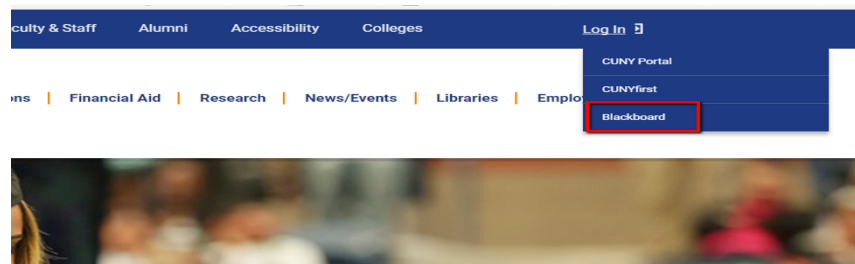
For more information, see the CUNY Login Frequently Asked Questions at <http://www2.cuny.edu/about/administration/offices/cis/cuny-login-faq/>

To access Blackboard via the CUNY web site or direct access URL:

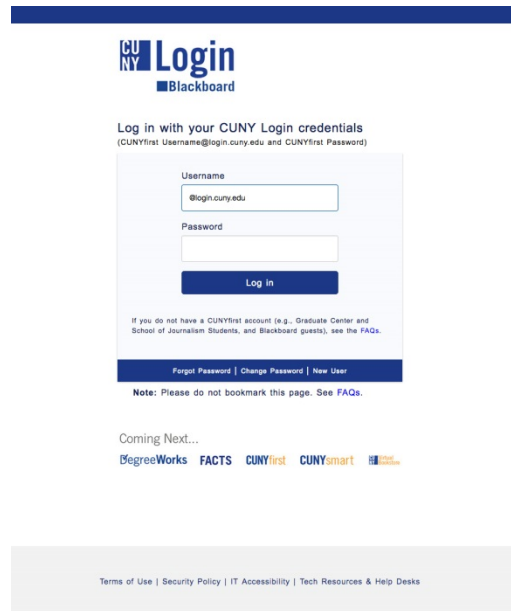
1. In your web browser, navigate to www.cuny.edu



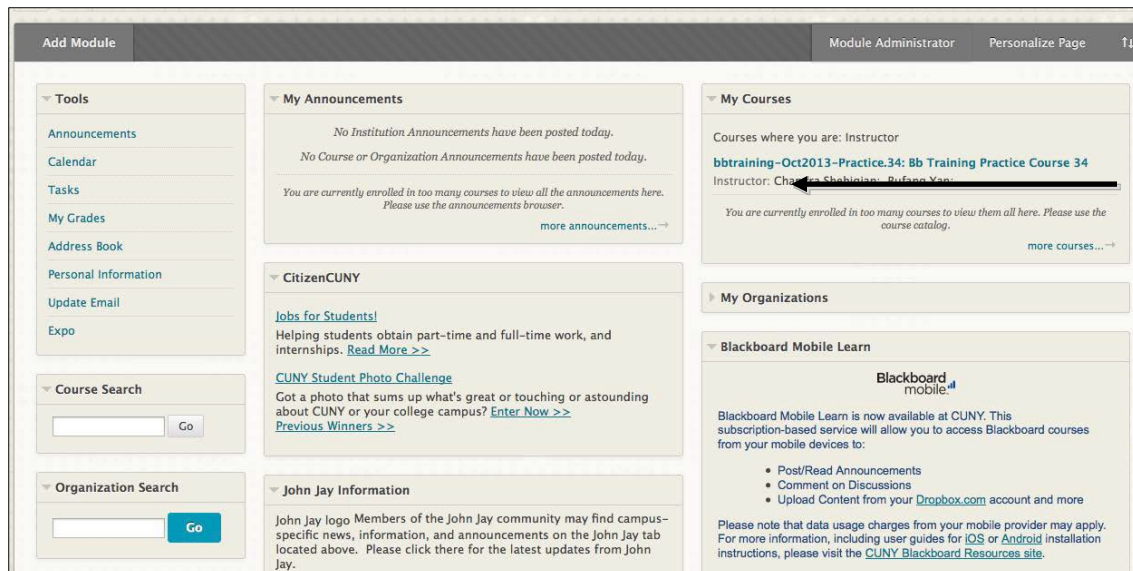
2. From the login drop down menu, select the Blackboard login option.



3. Enter your CUNYfirst username, along with @login.cuny.edu, and password



4. Blackboard page will open with the **Home** tab active. Courses you are teaching or taking are displayed in the **My Courses** module



Creating a Blackboard Login Bookmark

You can create a Blackboard login bookmark as an alternative to logging into Blackboard from the CUNY.edu Login drop-down menu.

Note: Bookmarking the CUNY Login page will not work. See the [FAQs](#) for more information.

Windows:

For Firefox...

1. Open cuny.edu
2. Hover over the Log-in menu
3. Right click on Blackboard and select Bookmark This Link
4. Save the bookmark in a folder with the name you choose

For Internet Explorer...

1. Open cuny.edu
2. Hover over the Log-in menu
3. Right click on Blackboard and select Add to Favorites...
4. Save the favorite in a folder with the name you choose

Mac:

For Firefox and Safari

1. Open cuny.edu
2. Hover over the Log-in menu
3. Hover over Blackboard, press Control and click the mouse to launch right-click menu
4. Save the bookmark