

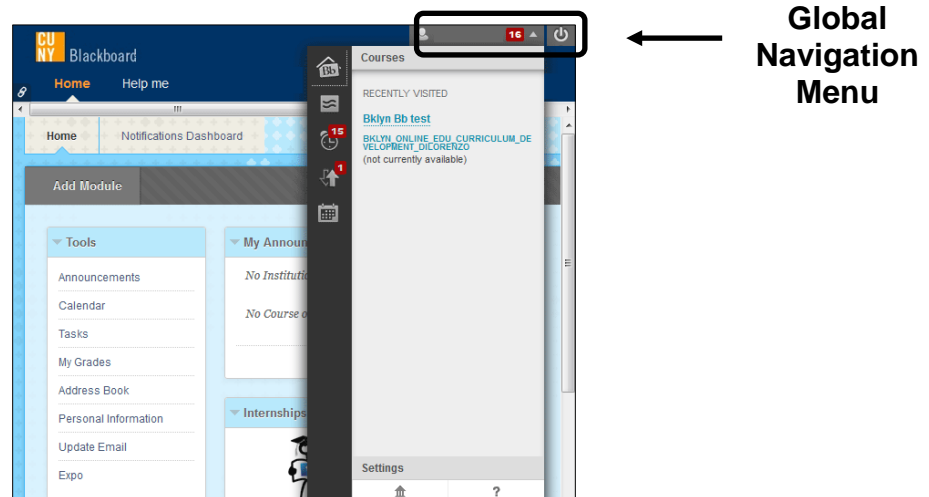
The new version of Blackboard¹ has a fresh look and an improved navigation system that will enhance the user experience. Instructors will have an up-to-date interface, enriched functionality and a better grading process.²

Following each topic you will find a brief video tutorial that will provide you with additional information.

Navigating the User Interface

Global Navigation Menu

The new Global Navigation Menu is the entry point to the User Menu and My Blackboard. It provides easy access to courses and organizations, Blackboard Help, and My Blackboard Tools.



Watch the "Global Navigation Menu" Video Tutorial:

http://ondemand.blackboard.com/r91/movies/bb91_myblackboard_global_nav.htm

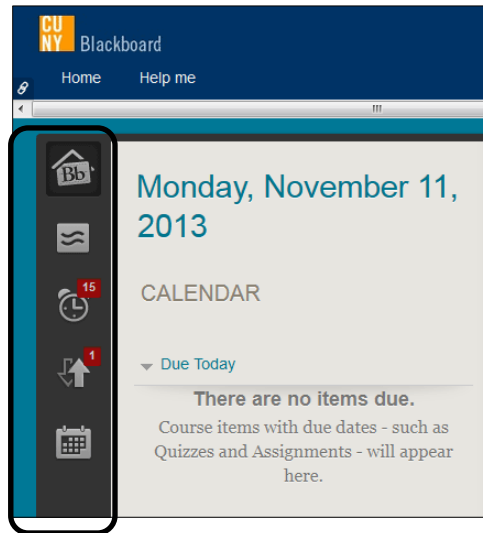
My Blackboard

¹ This version of Blackboard 9.1 contains new and enhanced features from Service Packs (SP) 8 to 13.

² The written documentation on these pages includes information from various Blackboard Learn and other sources.

My Blackboard is a menu available in the Global Navigation Menu and offers easy access to important information. From My Blackboard, you can check your calendar, view new posts and updates, and access the Retention Center.³

My Blackboard
menu options



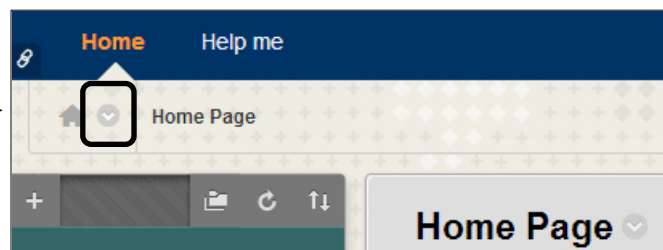
Watch the "My Blackboard" Video Tutorial:

http://ondemand.blackboard.com/r91/movies/bb91_myblackboard_global_nav.htm

Course-to-Course Navigation

Course-to-Course is a useful navigation feature that allows instructors to quickly switch to a new course while maintaining the context of a task. Instructors can go from one class Grade Center or other area to its counterpart in a different class instantly.

**Course-to-
Course
Navigation**



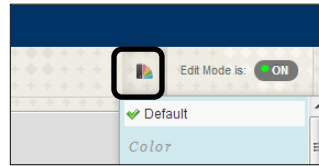
Watch the "Course to Course Navigation" Video Tutorial:

http://ondemand.blackboard.com/r91/movies/bb91_tools_course_to_course_nav.htm

³ See below for more information on the Retention Center.

Change Course Themes

The Default Theme of a course can be easily changed by selecting one from the list in the Change Course Themes function. There are numerous pre-designed themes for various subject areas.





← **Change Course Themes** function

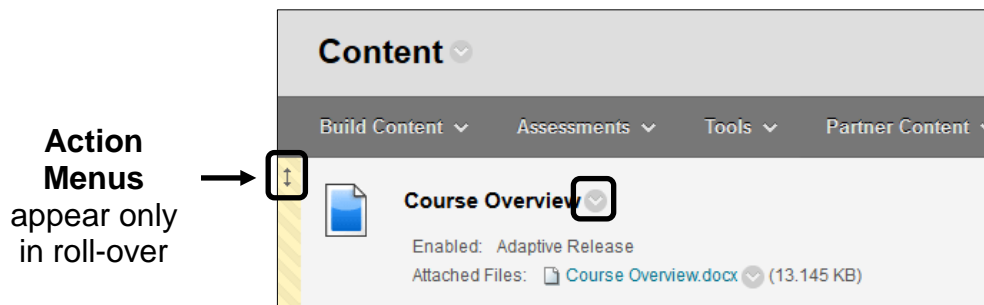


Watch this Video Tutorial:

http://ondemand.blackboard.com/r91/movies/bb91_tools_2012_theme.htm

Action Menus

This dynamic interface appears only in roll-over. Users point to the items to reveal the action links  and handles  when needed.

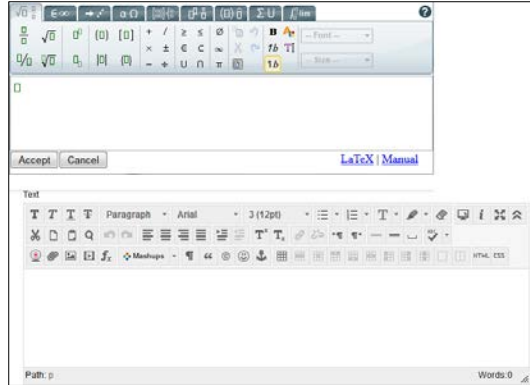


Watch this Video Tutorial:

http://ondemand.blackboard.com/r91/movies/bb91_tools_2012_theme.htm

New Content Editor

The new Content Editor displays an easy to use interface with an improved Math Editor and better retains formatting of Microsoft Word and Dreamweaver documents.



← New Content and Math Editors



Watch the “Content Editor” Video Tutorial:

http://ondemand.blackboard.com/r91/movies/bb91_tools_using_content_editor.htm

Test and Assessment Enhancements

Item Analysis

The new Item Analysis feature provides statistics for tests and student performance on individual questions. Using individual question statistics, instructors can quickly assess comprehension and question difficulty for students. Instructors can utilize statistical data to revise and improve testing material.

Item Analysis : Fitness Quiz

Select Test: Fitness Quiz

Available Analysis
Fitness Quiz - June 26, 2012 3:52 PM

Fitness Quiz
Analysis Last Run October 5, 2012 3:35 PM. Run Item Analysis again to display the latest question data

Test Summary						Discrimination			Difficulty		
80.0	8	0	9	48.89	00 hr 01 min	5 Good Questions	2 Easy Questions	3 Fair Questions	5 Medium Questions	0 Poor Questions	1 Hard Questions
<small>Possible Points</small>	<small>Possible Questions</small>	<small>In Progress Attempts</small>	<small>Completed Attempts</small>	<small>Average Score</small>	<small>Average Time</small>	<small>0 Cannot Calculate</small>					

Filter Questions

Select Question Type: Select Discrimination: Select Difficulty:

Question	Question Type	Discrimination	Difficulty	Graded Attempts	Average Score	Std Dev	Std Error
----------	---------------	----------------	------------	-----------------	---------------	---------	-----------

←

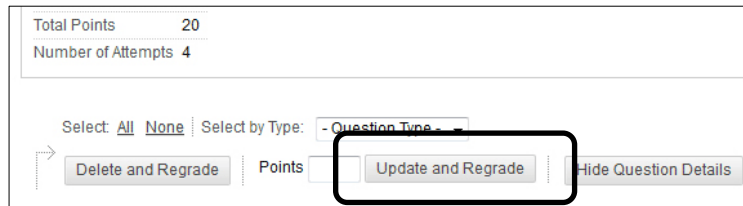


Watch the “Item Analysis” Video Tutorial:

http://ondemand.blackboard.com/r91/movies/Bb91_tools_item_analysis.htm

Automated Regrading

Instructors can now easily modify questions and grades from previously submitted tests, and update students' score automatically with a simple click.



Total Points 20
Number of Attempts 4

Select: All None | Select by Type: - Question Type -

Delete and Regrade Points Update and Regrade Hide Question Details

Update and Regrade test questions

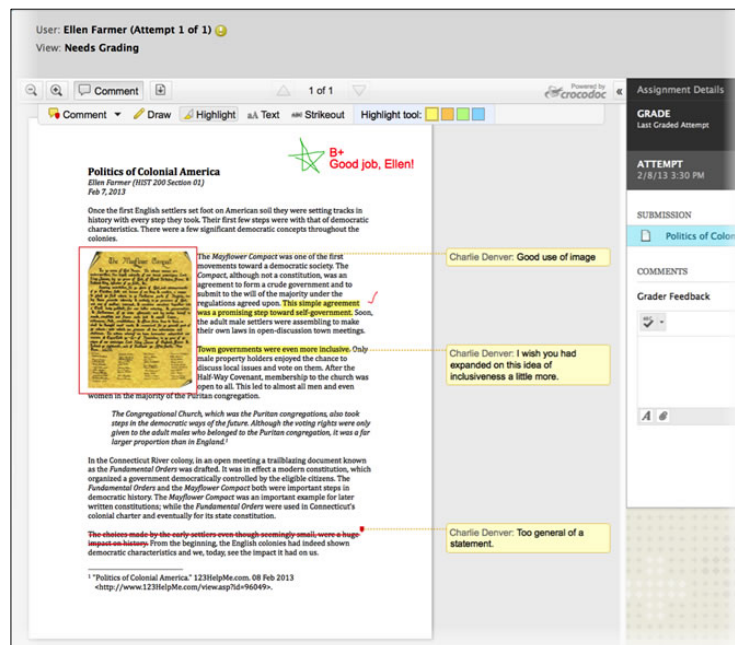


Watch the "Automated Regrading" Video Tutorial:

<http://www.youtube.com/watch?v=UwPIQridQTM&list=PLBCCDA986A7800D36>

Inline Assignment Grading

Inline Assignment Grading enables instructors to view, comment, and grade student assignments without downloading their documents. Documents accessed for review are converted to a readable format inside the web browser. Supported documents include Word (DOC, DOCX), PowerPoint (PPT, PPTX), Excel (XLS, XLSX), and PDF (PDF). Graded papers are preserved and displayed to students.



User: Ellen Farmer (Attempt 1 of 1)
View: Needs Grading

Comment | Draw | Highlight | Text | Strikethrough | Highlight tool

Politics of Colonial America
Ellen Farmer (HIST 209 Section 01)
Feb 2, 2013

Once the first English settlers set foot on American soil they were setting tracks in history with every step they took. Their first few steps were with that of democratic characteristics. There were a few significant democratic concepts throughout the colonies.

The Mayflower Compact was one of the first movements toward a democratic society. The Compact, although not a constitution, was an agreement to form a crude government and to submit to the will of the majority under the regulations agreed upon. This simple agreement was a promising step toward self-government. Soon, the adult male settlers were assembling to make their own laws in open-discussion town meetings.

Town governments were even more inclusive. Only male property holders enjoyed the chance to discuss local issues and vote on them. After the Half-Way Covenant, membership to the church was open to all. This led to almost all men and even women to the majority of the Puritan congregation.

The Congregational Church, which was the Puritan congregations, also took steps in the democratic ways of the future. Although the voting rights were only given to the adult males who belonged to the Puritan congregation, it was a far larger proportion than in England!

In the Connecticut River colony, in an open meeting a trailblazing document known as the Fundamental Orders was drafted. It was in effect a modern constitution, which organized a government democratically controlled by the eligible citizens. The Fundamental Orders and the Mayflower Compact both were important steps in democratic history. The Mayflower Compact was an important example for later written constitutions, while the Fundamental Orders were used in Connecticut's colonial charter and eventually for its state constitution.

The choices made by the early settlers even though seemingly small, were a huge impact on the history of the nation. From the beginning, the English colonies had indeed shown democratic characteristics and we, today, see the impact it had on us.

1 "Politics of Colonial America" 123HelpMe.com, 08 Feb 2013
<http://www.123HelpMe.com/view.asp?id=96049>

Grade: B+ Good job, Ellen!

Charlie Denver: Good use of image

Charlie Denver: I wish you had expanded on this idea of inclusiveness a little more.

Charlie Denver: Too general of a statement.

Assignment Details
GRADE: Last Graded Attempt
ATTEMPT: 2/8/13 3:30 PM
SUBMISSION: Politics of Colonial America
COMMENTS: Grader Feedback

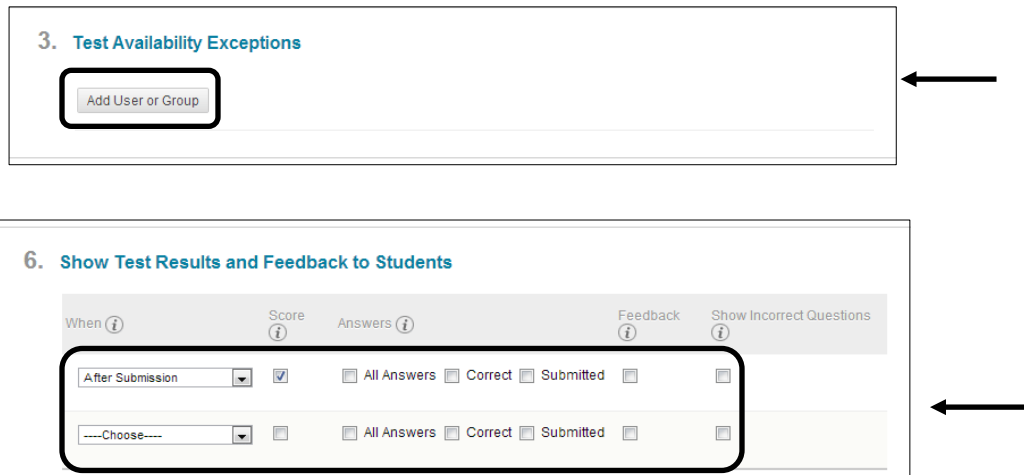


Watch the "Inline Assignment Grading" Video Tutorial:

http://www.youtube.com/watch?feature=player_embedded&v=3X9Rerz0VX0#t=57

Test and Survey Options

The enhanced Test and Survey Options enable the instructor to set test availability exceptions by users and groups. Instructors can specify when and what kind of results they want to display to their students.

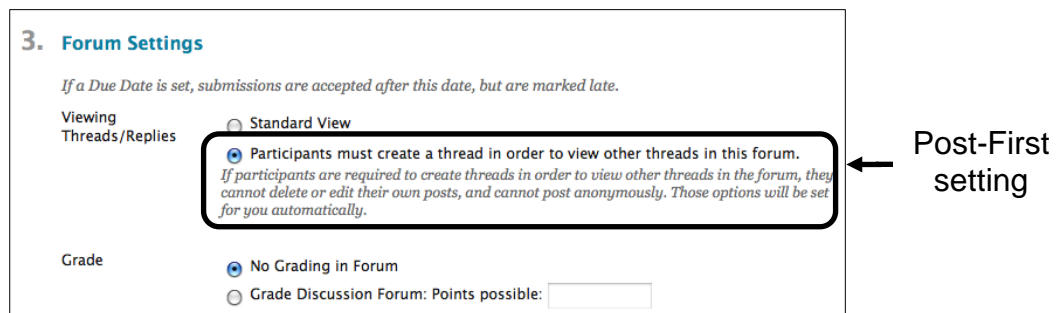


The image shows two screenshots of Blackboard test settings. The first screenshot, titled "3. Test Availability Exceptions", features a button labeled "Add User or Group" which is highlighted with a black box and an arrow pointing to it from the right. The second screenshot, titled "6. Show Test Results and Feedback to Students", shows a table of settings for different test questions. The first row is highlighted with a black box and an arrow pointing to it from the right. The table has columns for "When", "Score", "Answers", "Feedback", and "Show Incorrect Questions".

When	Score	Answers	Feedback	Show Incorrect Questions
After Submission	<input checked="" type="checkbox"/>	<input type="checkbox"/> All Answers <input type="checkbox"/> Correct <input type="checkbox"/> Submitted	<input type="checkbox"/>	<input type="checkbox"/>
----Choose----	<input type="checkbox"/>	<input type="checkbox"/> All Answers <input type="checkbox"/> Correct <input type="checkbox"/> Submitted	<input type="checkbox"/>	<input type="checkbox"/>

Discussion Board

The redesigned discussion board shows all thread posts at the same time on one page. A new feature called "Post-First," provides the option to require students to answer a forum thread before reviewing the posts of other students.



The image shows a screenshot of the "3. Forum Settings" page. Under the "Viewing Threads/Replies" section, the "Post-First" setting is selected, which is highlighted with a black box and an arrow pointing to it from the right. The text next to the arrow reads "Post-First setting".

3. Forum Settings

If a Due Date is set, submissions are accepted after this date, but are marked late.

Viewing Threads/Replies

- Standard View
- Participants must create a thread in order to view other threads in this forum. *If participants are required to create threads in order to view other threads in the forum, they cannot delete or edit their own posts, and cannot post anonymously. Those options will be set for you automatically.*

Grade

- No Grading in Forum
- Grade Discussion Forum: Points possible:

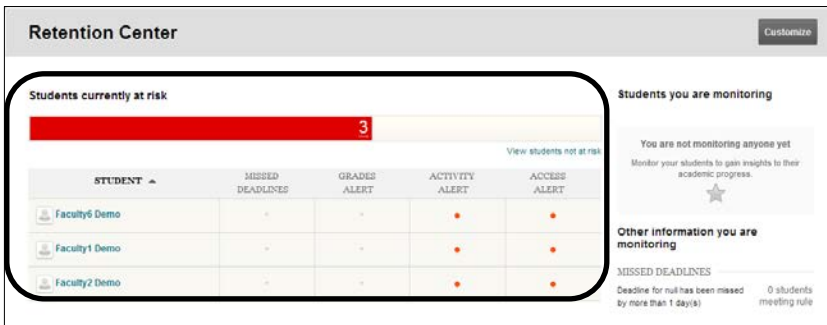


Watch the "Discussion Board" Video Tutorial:
http://www.youtube.com/watch?v=UxjOU5sXmns&feature=player_embedded

Retention Center

The re-designed Retention Center replaces the Early Warning System and improves the instructor's access to students who need immediate attention regarding to their grades, activities and course access.

Students at risk view →



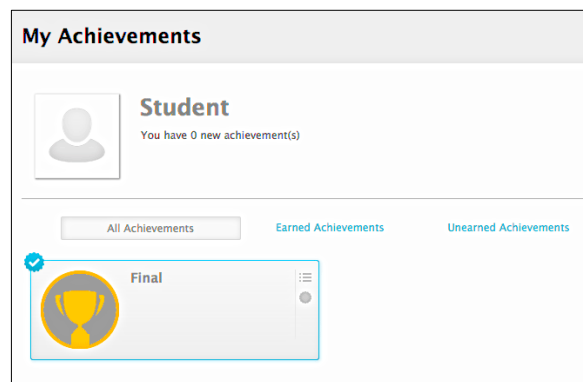
STUDENT	MISSED DEADLINES	GRADES ALERT	ACTIVITY ALERT	ACCESS ALERT
Faculty6 Demo	-	-	•	•
Faculty1 Demo	-	-	•	•
Faculty2 Demo	-	-	•	•



Watch the "Retention Center" Video Tutorial:
https://www.youtube.com/watch?v=_bnSHI3qLIk

Achievements

Designed to issue rewards to students in the form of badges and certificates, the new Achievements tool provides students with transportable evidence of their learning progress outside Blackboard.



← Student's transportable badges and certificates

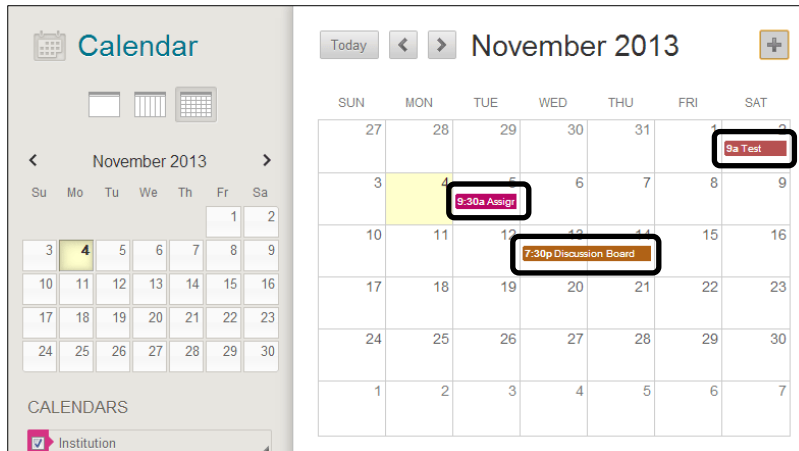


Watch the "Achievements" Video Tutorial:
<https://www.youtube.com/watch?v=wr6DKgx4sH8>

Scheduling

New Calendar

The Calendar has been redesigned with a color code by course and organization, and an improved workflow. When accessed from My Blackboard or the Home tab, the calendar will show events for all courses. From the course calendar, users can review item details and interact with them.



Calendar with color codes by course



Watch the "Calendar" Video Tutorial:

http://ondemand.blackboard.com/r91/movies/bb91_course_tools_calendar.htm