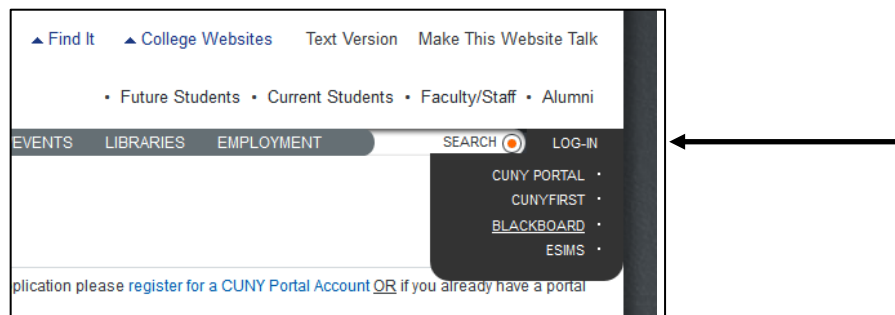


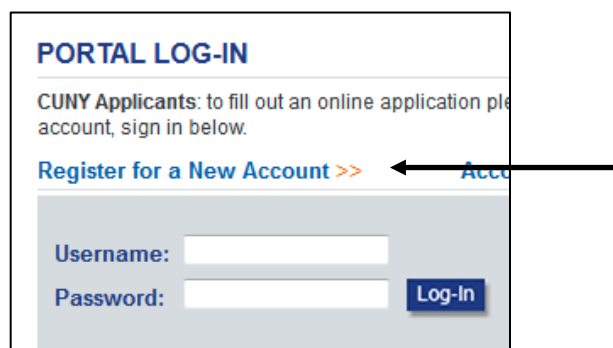
What do I need to do to enter Blackboard for the first time?

If you are a CUNY student, a Blackboard account has been reserved for you. Before using it, you must first specify your preferences for the account. Blackboard is accessed through the CUNY Portal:

1. In your web browser, navigate to www.cuny.edu
2. Hover over **LOG-IN** in the upper right and, in the dropdown menu, click the **BLACKBOARD** link



3. Click the **Register for a New Account** link.



NEW USER REGISTRATION

Please select the option that best describes your current role within the University:

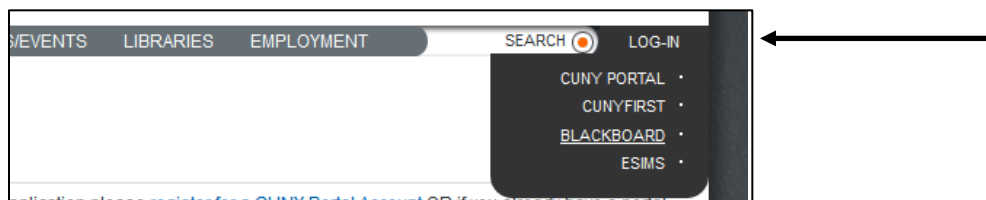
Applicant	I am applying for admission to a CUNY college.
Faculty	I am currently a faculty member at a CUNY college.
Staff	I am currently employed by one of the colleges or the university.
Visitor	I have no current affiliation with the university.
Alumni	I am a graduate of one or more CUNY colleges.
Cont Ed	I am a continuing education student.
Current Student	I am currently enrolled as a student at a CUNY college.

4. Click **Current Student**.
5. Enter the required information and click the **Next** button.
6. On the following screen click **Confirm** if the data is correct. If you made a mistake, click **Cancel** and re-enter your information.

How do I access Blackboard?

Blackboard is accessible using your CUNY Portal username and password. These credentials may be different from your campus email username and password.

1. In your web browser, navigate to www.cuny.edu.
2. Hover over **LOG-IN** in the upper right and, in the dropdown menu, click the **BLACKBOARD** link



3. Enter your CUNY Portal username and password and click the **Log-in** button.

PORTAL LOG-IN

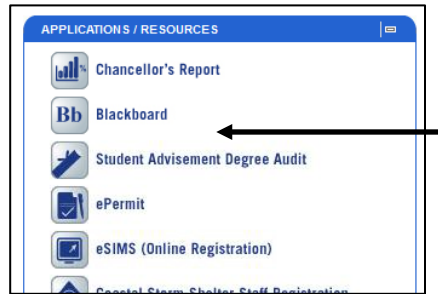
CUNY Applicants: to fill out an online application please create a CUNY Portal account, sign in below.

[Register for a New Account >>](#) [Account](#)

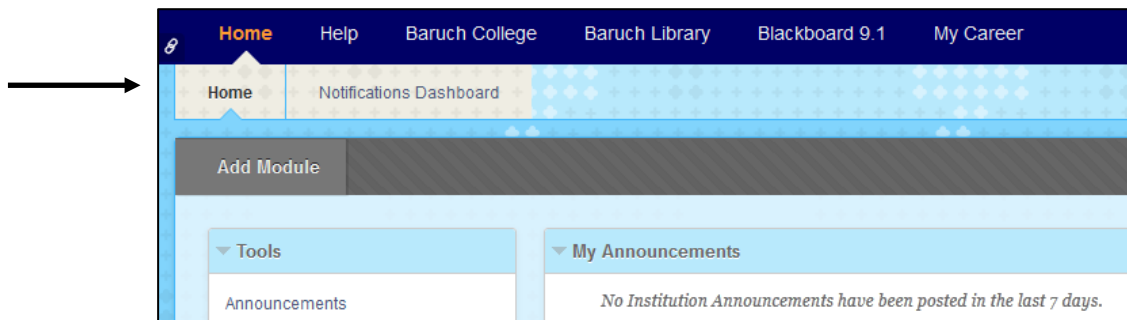
Username:

Password:

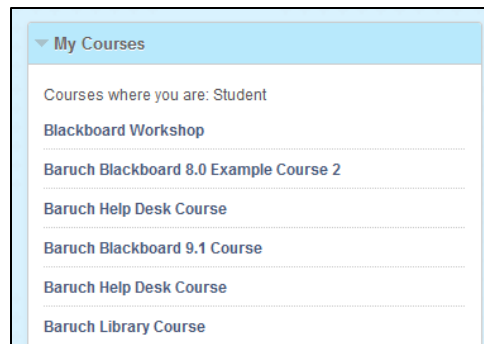
4. Click on the **Blackboard** link.



5. Blackboard will be displayed with the **Home** tab active.



6. Courses in which you are enrolled are displayed in the **My Courses** module to the right.



NOTE: Your college may recommend an alternative way to access Blackboard from your campus's website.