
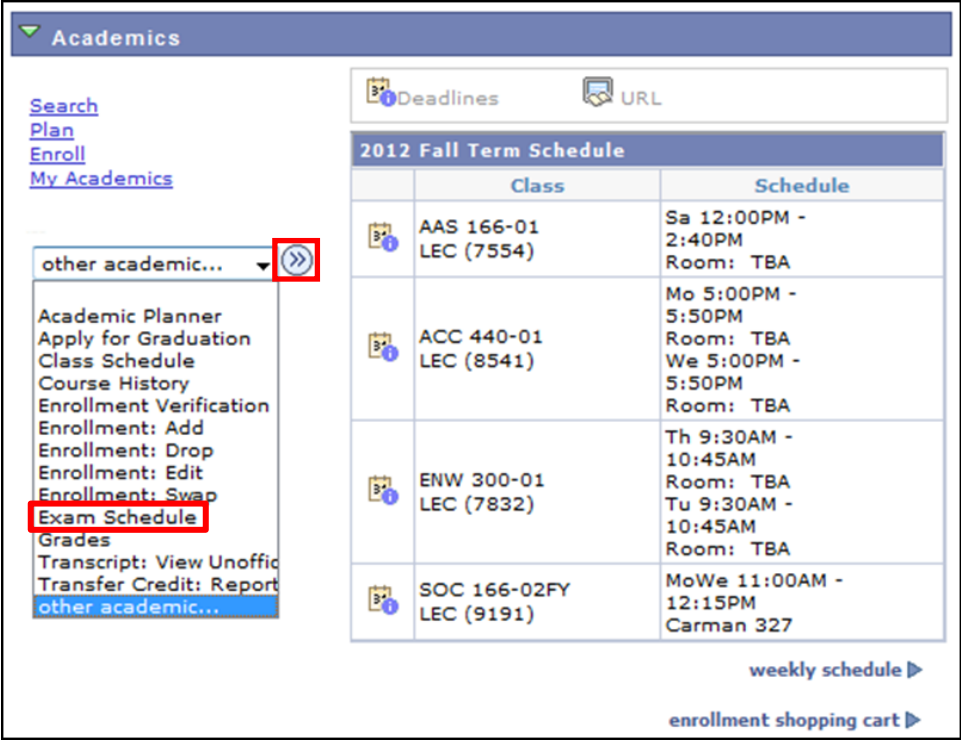


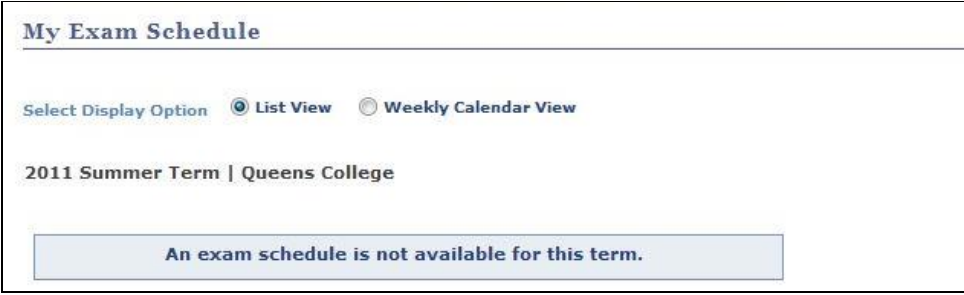


View My Exam Schedule

Students may view their exam schedule in a grid format.

Note: Parts of images may be obscured for security reasons.

Step	Action
1.	Enter https://home.cunyfirst.cuny.edu in your browser's address bar: <ul style="list-style-type: none"> • Enter your Username and Password and click the  Go icon. • From the Enterprise Menu, select the HR/Campus Solutions link.
2.	Navigate to: Self Service > Student Center .
3.	 <p>The screenshot shows the 'Academics' section of the CUNYfirst website. On the left, there is a dropdown menu with 'other academic...' selected. The 'Exam Schedule' option is highlighted with a red box. On the right, there is a table titled '2012 Fall Term Schedule' with columns for 'Class' and 'Schedule'. The table lists four classes: AAS 166-01 LEC (7554), ACC 440-01 LEC (8541), ENW 300-01 LEC (7832), and SOC 166-02FY LEC (9191). Below the table are links for 'weekly schedule' and 'enrollment shopping cart'.</p>
	In the Academics section from the  other Academic dropdown box, select Exam Schedule and then click the  Go icon.

<p>4.</p>	 <p>The My Exam Schedule page displays.</p> <p>Note: <i>If final exams have been scheduled for your classes, they are now displayed on the My Exam Schedule page.</i></p>
<p>5.</p>	<p>From Select Display Option, click the Weekly Calendar View radio button to view your schedule in a diary format.</p>
<p>6.</p>	<p>To view different terms at the same college or school or at other institutions click the change term button.</p>
<p>End of Procedure.</p>	