
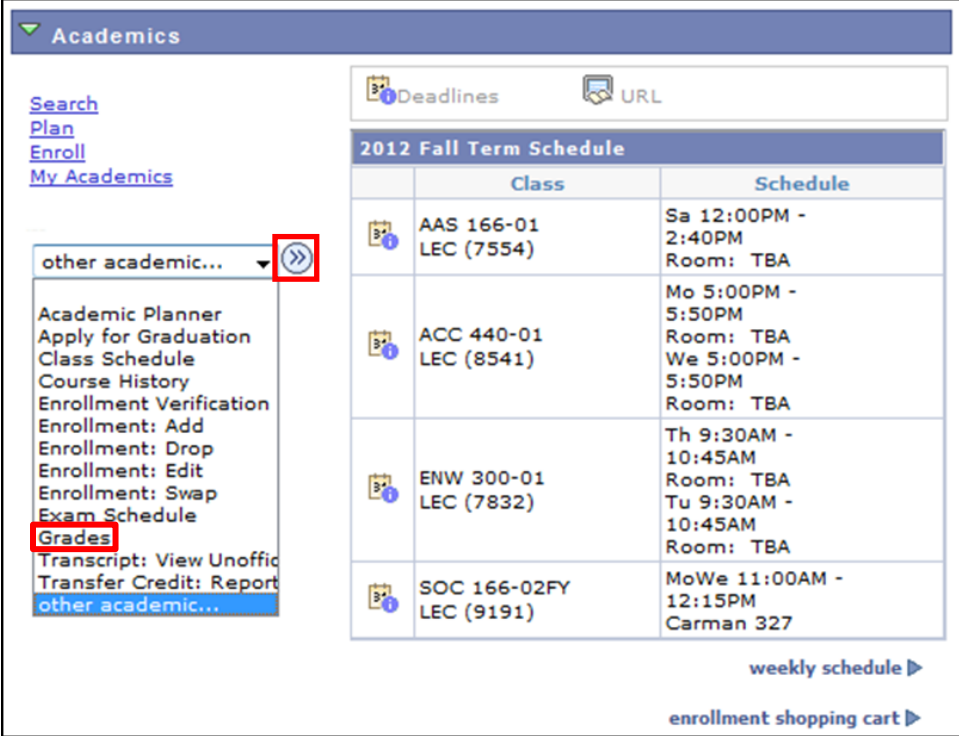




## View My Grades

View or print a listing of your grades and check your current grade point average.

Note: Parts of images may be obscured for security reasons.

Step	Action
1.	Enter <a href="https://home.cunyfirst.cuny.edu">https://home.cunyfirst.cuny.edu</a> in your browser's address bar: <ul style="list-style-type: none"> <li>Enter your Username and Password and click the  Go icon.</li> <li>From the <b>Enterprise Menu</b>, select the <b>HR/Campus Solutions</b> link.</li> </ul>
2.	Navigate to: <b>Self Service &gt; Student Center</b> .
3.	 <p>In the <b>Academics</b> section from the  <b>other Academic</b> dropdown box, select <b>Grades</b> and then click the  Go icon.</p>

4.

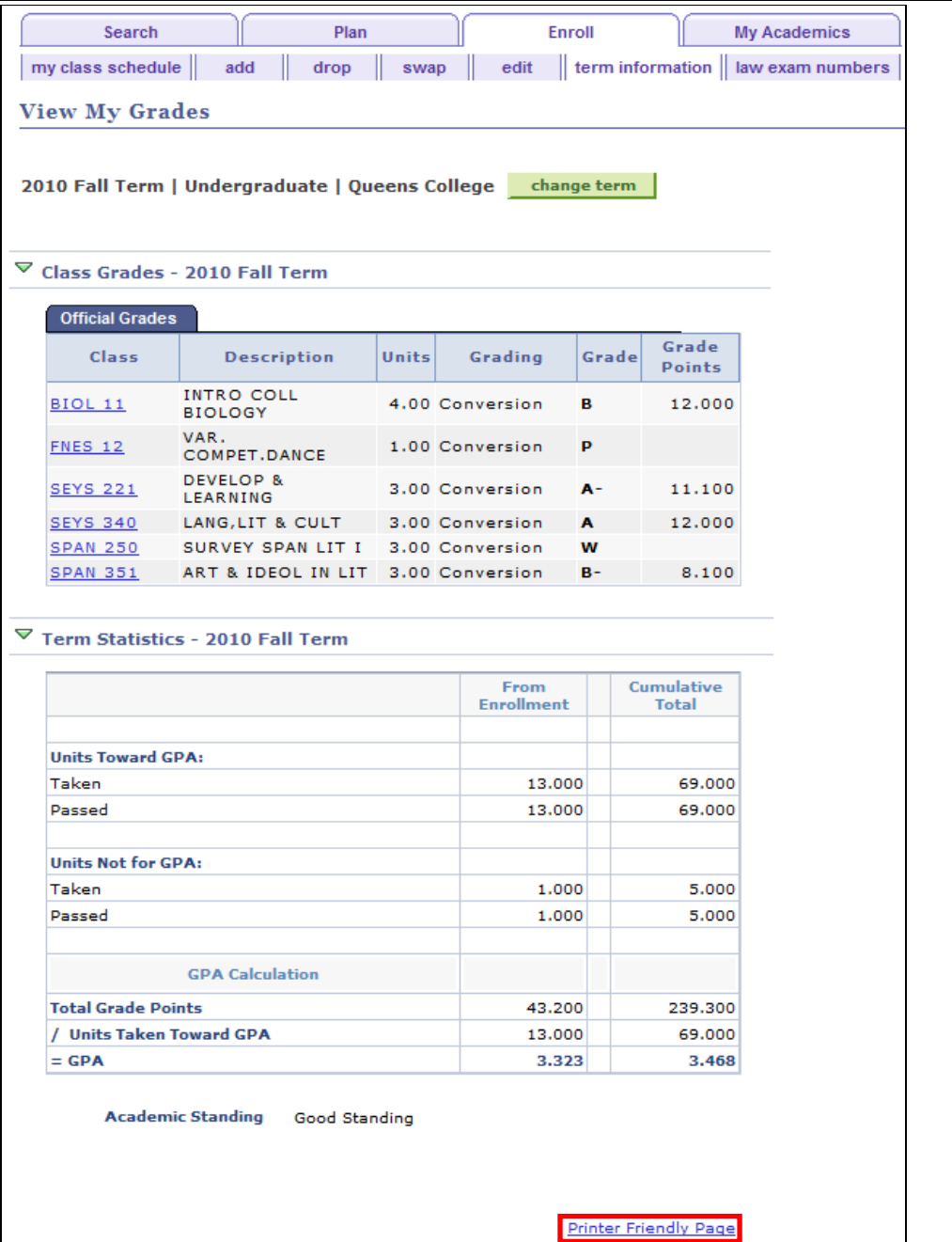
**View My Grades**

Select a term then click Continue.

	Term	Career	Institution
<input type="radio"/>	2010 Fall Term	Undergraduate	Queens College
<input checked="" type="radio"/>	2010 Spring Term	Undergraduate	Queens College
<input type="radio"/>	2009 Fall Term	Undergraduate	Queens College
<input type="radio"/>	2009 Spring Term	Undergraduate	Queens College
<input type="radio"/>	2008 Fall Term	Undergraduate	Queens College

**CONTINUE**

On the **View My Grades** page, select a **term** radio button and click on **CONTINUE**

<p>5.</p>	 <p>The <b>View My Grades</b> page displays for the grades for the term:</p> <ul style="list-style-type: none"> <li>• The term's <b>Official Grades</b> show the class by course catalog number, the description, units, grading basis, grade and grade points for the selected term.</li> <li>• <b>Term Statistics</b> display showing units toward GPA, units not for GPA, and the GPA calculation for that term and the Cumulative Total, and</li> <li>• Your <b>Academic Standing</b> displays.</li> </ul>
<p>6.</p>	<p>Select the <b>Printer Friendly Page</b> link and follow your browser's prompts to print the page.</p>
<p><b>End of Procedure.</b></p>	

