

COLLEGE NOW

2014-15 Program participation snapshot

College Now is CUNY's largest Collaborative Program, enlisting 18 colleges and over 400 New York City public high schools in its mission to prepare students for high school graduation and success in college. The program provides a variety of opportunities, including college-credit courses, college-preparatory courses and activities, experiential-based summer programs, and access to campus facilities and cultural offerings. In the 2014-15 academic year¹, College Now provided approximately 30,000 courses/activities and served more than 21,000 students.

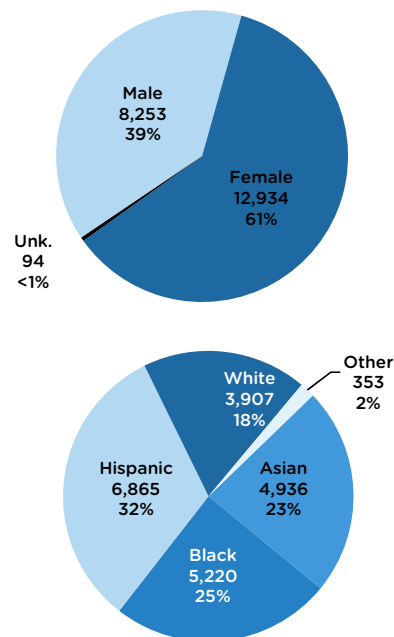
1. College Now enrollments and student counts by course/activity type

	Course/activity enrollments ²		Unique student counts ³	
College credit courses	26,191	85.0%	18,176	85.4%
College zero-credit courses	2,354	7.6%	2,197	10.3%
Pre-college courses/workshops ⁴	2,271	7.4%	2,175	10.2%
Total	30,816	100.0%	21,281	100.0%

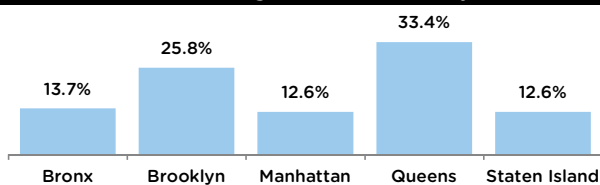
2. College Now enrollments by college program

Baruch College	705
Brooklyn College	757
City College of New York	425
College of Staten Island	846
Hunter College	708
John Jay College of Criminal Justice	1,004
Lehman College	1,680
Medgar Evers College	514
New York City College of Technology	795
Queens College	979
School of Professional Studies	242
York College	1,846
Total senior colleges	10,501
BMCC	519
Bronx Community College	1,465
Guttman Community College	60
Hostos Community College	904
Kingsborough Community College	9,912
LaGuardia Community College	4,649
Queensborough Community College	2,806
Total community colleges	20,315
Total College Now enrollments	30,816

3. Student characteristics⁵



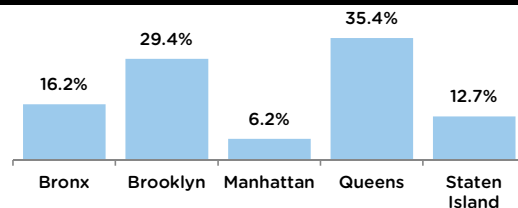
4. College Now students by New York City borough of high school attendance



Bronx	2,925	13.7%
Brooklyn	5,488	25.8%
Manhattan	2,675	12.6%
Queens	7,116	33.4%
Staten Island	2,679	12.6%
Other/Unknown	398	1.9%
Total	21,281	100.0%

5. College Now students by New York City borough of residence

Bronx	3,451	16.2%
Brooklyn	6,251	29.4%
Manhattan	1,313	6.2%
Queens	7,530	35.4%
Staten Island	2,696	12.7%
Other/Unkown	40	0.2%
Total	21,281	100.0%



¹ The academic year includes the summer 2014, fall 2014, and spring 2015 semesters.

² Counts are of unique course/activity enrollments; students may have more than one enrollment in an academic year.

³ Enrollment counts are unique within each course type; individual students can enroll in more than one course type in an academic year.

⁴ Includes non-college catalogue College Now and College Focus courses and workshops.

⁵ Student demographics are based on unique student counts.