

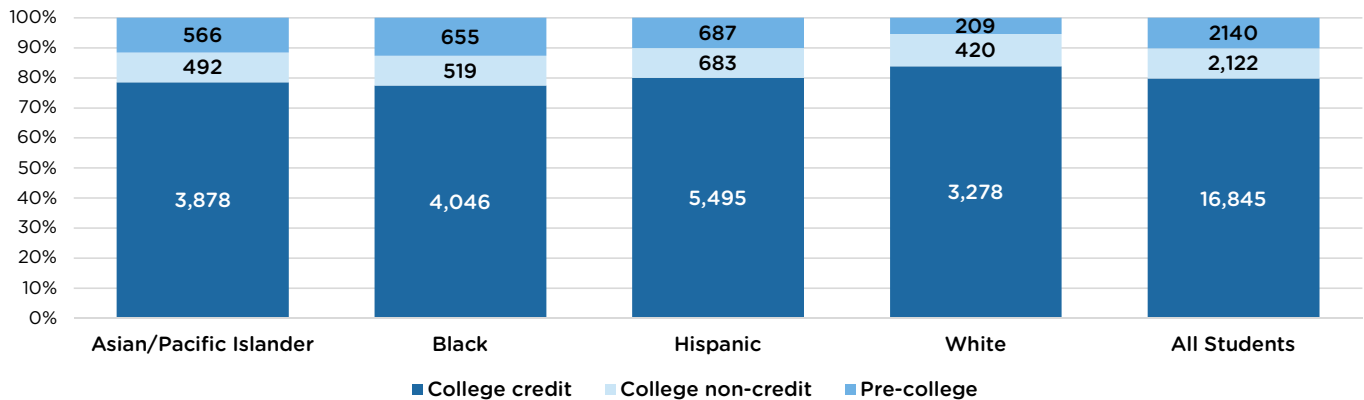
COLLEGE NOW: Five year student trends

Participants by race/ethnicity

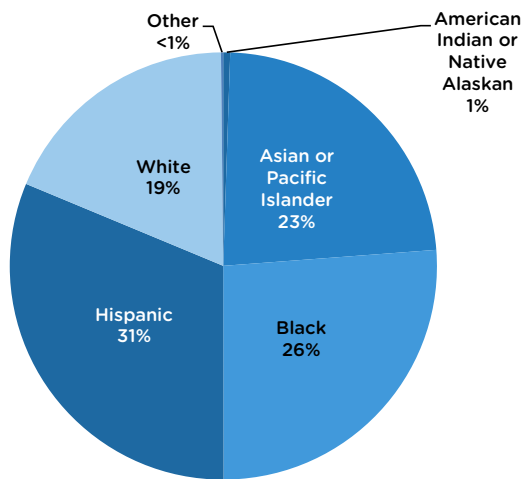
**College Now program participants counts by race/ethnicity¹
2010-11 through 2014-15 academic years**

	2010-11	2011-12	2012-13	2013-14	2014-15
College Now participants					
American Indian/Native Alaskan	94 0.5%	89 0.4%	88 0.4%	124 0.6%	133 0.6%
Asian/Pacific Islander	4,686 23.8%	4,756 23.3%	4,642 22.7%	4,835 23.1%	4,936 23.4%
Black	5,724 29.1%	5,505 27.0%	5,282 25.9%	5,095 24.4%	5,220 24.7%
Hispanic	5,638 28.7%	6,053 29.7%	6,537 32.0%	6,987 33.4%	6,865 32.5%
White	3,492 17.8%	3,943 19.4%	3,841 18.8%	3,828 18.3%	3,907 18.5%
Other	17 0.1%	26 0.1%	38 0.2%	43 0.2%	46 0.2%

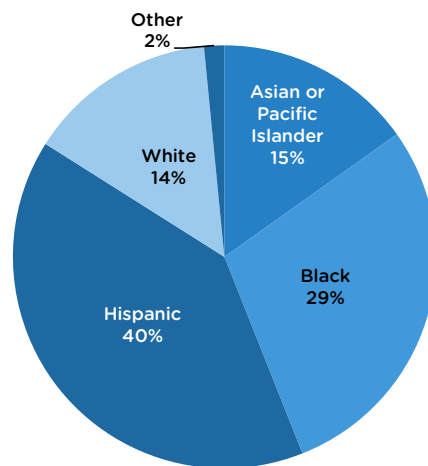
**College Now participants by race/ethnicity¹ and course/activity type
2014-15 academic year**



**College Now participants by race/ethnicity
2010-11 through 2014-15 academic years**



**New York City DOE students by race/ethnicity
2010-11 through 2014-15 academic years**



Source: aggregate NYCDOE student demographic data from the NYCDOE demographic snapshot (<http://schools.nyc.gov/Accountability/data/default.htm>). American Indian/Native Alaskan students are included in the Other category for NYCDOE aggregate data.

¹ Participant numbers are based on unique (unduplicated) student counts within each academic year. Students for whom demographic data were unavailable were excluded.

Note: academic years include the summer, fall, and spring semesters.