

# COLLEGE NOW: Postsecondary trends

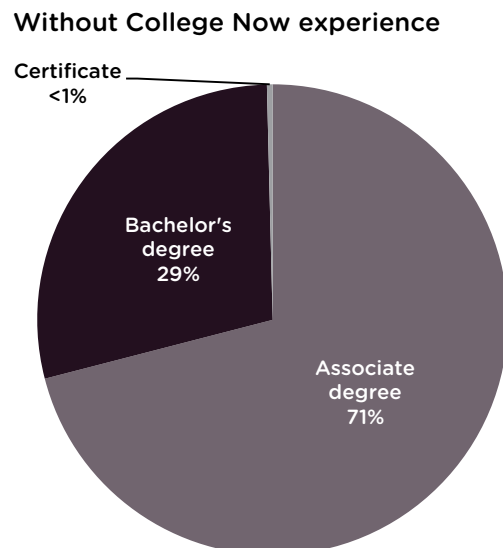
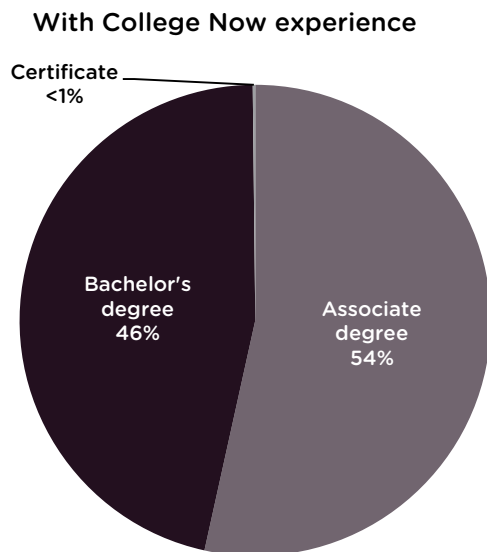
## Postsecondary enrollment by degree pursued

**CUNY first-time freshmen from New York City public high schools  
with and without College Now experience, by degree level pursued  
Fall 2011 through Fall 2015**

	Fall 2011	Fall 2012	Fall 2013	Fall 2014	Fall 2015
<b>Recent graduates of New York City public high schools<sup>1</sup></b>	<b>23,688</b>	<b>23,915</b>	<b>24,531</b>	<b>25,566</b>	<b>26,254</b>
<b>With College Now experience</b>	6,844	6,892	7,491	7,732	8,175
	100.0%	100.0%	100.0%	100.0%	100.0%
Associate degree	3,716	3,860	3,941	4,024	4,307
	54.3%	56.0%	52.6%	52.0%	52.7%
Bachelor's degree	3,106	3,020	3,539	3,695	3,861
	45.4%	43.8%	47.2%	47.8%	47.2%
Certificate	22	12	11	13	7
	0.3%	0.2%	0.1%	0.2%	0.1%
<b>Without College Now experience</b>	16,844	17,023	17,040	17,834	18,079
	100.0%	100.0%	100.0%	100.0%	100.0%
Associate degree	12,149	12,098	12,117	12,586	12,676
	72.1%	71.1%	71.1%	70.6%	70.1%
Bachelor's degree	4,610	4,867	4,871	5,181	5,337
	27.4%	28.6%	28.6%	29.1%	29.5%
Certificate	85	58	52	67	66
	0.5%	0.3%	0.3%	0.4%	0.4%

<sup>1</sup> Includes all students who graduated from New York City public high schools within 15 months of entering CUNY as first-time freshmen.

**CUNY first-time freshmen from New York City public high schools  
with and without College Now experience, by degree level pursued  
Overall percentage distribution: Fall 2011 through Fall 2015**



# COLLEGE NOW: Postsecondary trends

Postsecondary enrollment by degree pursued

## CUNY first-time freshmen from New York City public high schools with and without College Now experience, by degree level pursued<sup>1</sup>

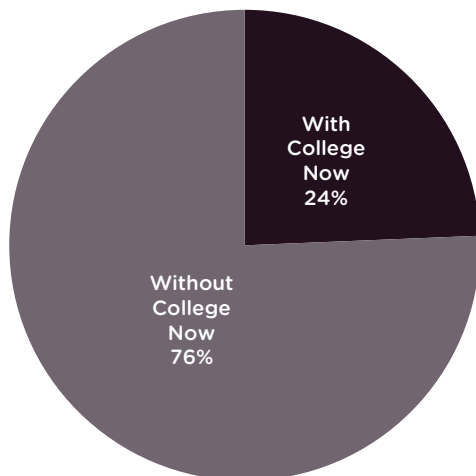
	Fall 2011	Fall 2012	Fall 2013	Fall 2014	Fall 2015
<b>Associate Degree</b>	15,865	15,958	16,058	16,610	16,983
	100.0%	100.0%	100.0%	100.0%	100.0%
With College Now Experience	3,716	3,860	3,941	4,024	4,307
	23.4%	24.2%	24.5%	24.2%	25.4%
Without College Now Experience	12,149	12,098	12,117	12,586	12,676
	76.6%	75.8%	75.5%	75.8%	74.6%
<b>Bachelor's Degree</b>	7,716	7,887	8,410	8,876	9,198
	100.0%	100.0%	100.0%	100.0%	100.0%
With College Now Experience	3,106	3,020	3,539	3,695	3,861
	40.3%	38.3%	42.1%	41.6%	42.0%
Without College Now Experience	4,610	4,867	4,871	5,181	5,337
	59.7%	61.7%	57.9%	58.4%	58.0%
<b>Certificate</b>	107	70	63	80	73
	100.0%	100.0%	100.0%	100.0%	100.0%
With College Now Experience	22	12	11	13	7
	20.6%	17.1%	17.5%	16.3%	9.6%
Without College Now Experience	85	58	52	67	66
	79.4%	82.9%	82.5%	83.8%	90.4%

<sup>1</sup> Includes all students who graduated from New York City public high schools within 15 months of entering CUNY as first-time freshmen.

## CUNY first-time freshmen from New York City public high schools with and without College Now experience, by degree level pursued

Overall percentage distribution: Fall 2011 through Fall 2015

Associate degree students



Bachelor's degree students

