

COLLEGE NOW: Postsecondary trends

Postsecondary enrollment by gender

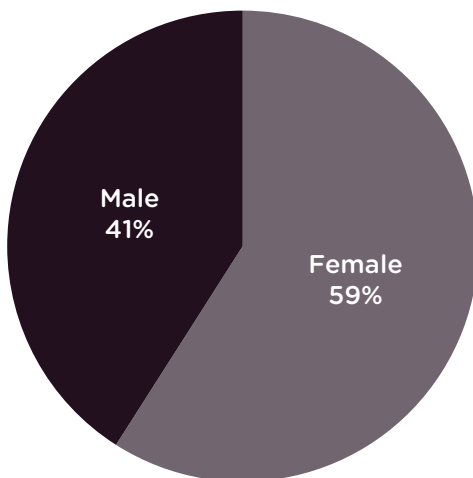
**CUNY first-time freshmen from New York City public high schools
with and without College Now experience, by gender
Fall 2011 through Fall 2015**

	Fall 2011	Fall 2012	Fall 2013	Fall 2014	Fall 2015
Recent graduates of New York City public high schools¹	23,688	23,915	24,531	25,566	26,254
With College Now experience	6,844	6,892	7,491	7,732	8,175
	100.0%	100.0%	100.0%	100.0%	100.0%
Female	4,131	4,126	4,477	4,493	4,693
	60.4%	59.9%	59.8%	58.1%	57.4%
Male	2,713	2,766	3,014	3,239	3,482
	39.6%	40.1%	40.2%	41.9%	42.6%
Without College Now experience	16,844	17,023	17,040	17,834	18,079
	100.0%	100.0%	100.0%	100.0%	100.0%
Female	8,573	8,461	8,385	8,696	8,941
	50.9%	49.7%	49.2%	48.8%	49.5%
Male	8,271	8,562	8,655	9,138	9,138
	49.1%	50.3%	50.8%	51.2%	50.5%

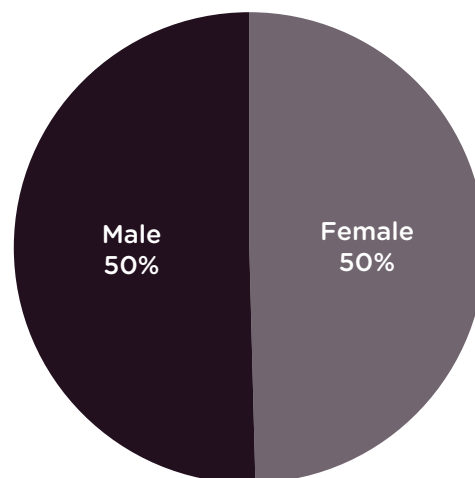
¹ Includes all students who graduated from New York City public high schools within 15 months of entering CUNY as first-time freshmen.

**CUNY first-time freshmen from New York City public high schools
with and without College Now experience, by gender
Overall percentage distribution: Fall 2011 through Fall 2015**

With College Now experience



Without College Now experience



COLLEGE NOW: Postsecondary trends

Postsecondary Enrollment by Gender

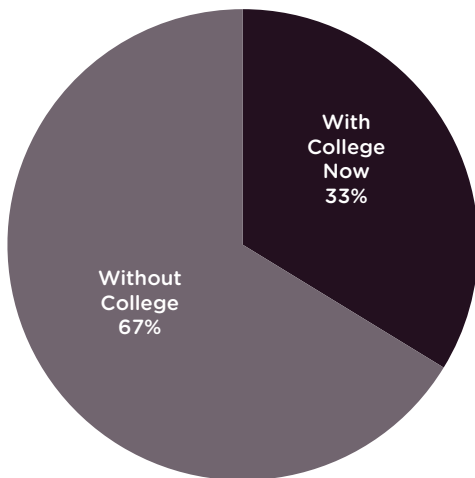
**CUNY first-time freshmen from New York City public high schools
with and without College Now experience, by gender¹**
Fall 2011 through Fall 2015

	Fall 2011	Fall 2012	Fall 2013	Fall 2014	Fall 2015
Female	12,704	12,587	12,862	13,189	13,634
	100.0%	100.0%	100.0%	100.0%	100.0%
With College Now Experience	4,131	4,126	4,477	4,493	4,693
	32.5%	32.8%	34.8%	34.1%	34.4%
Without College Now Experience	8,573	8,461	8,385	8,696	8,941
	67.5%	67.2%	65.2%	65.9%	65.6%
Male	10,984	11,328	11,669	12,377	12,620
	100.0%	100.0%	100.0%	100.0%	100.0%
With College Now Experience	2,713	2,766	3,014	3,239	3,482
	24.7%	24.4%	25.8%	26.2%	27.6%
Without College Now Experience	8,573	8,461	8,385	8,696	8,941
	78.0%	74.7%	71.9%	70.3%	70.8%

¹ Includes all students who graduated from New York City public high schools within 15 months of entering CUNY as first-time freshmen.

**CUNY first-time freshmen from New York City public high schools
with and without College Now experience, by gender**
Overall percentage distribution: Fall 2011 through Fall 2015

Female Students



Male Students

